



JIG AND RECIPROCATING SAW BLADES

Starrett offers industrial quality high speed steel edge bi-metal saw blades. These blades have a high speed steel cutting edge welded to a tough, flexible back. This combination provides long life and makes them virtually unbreakable.

Cutting Guide

Material Thickness To Be Cut		
Inch	mm	Use Pitch
7/32" - 1 1/2"	6-38 mm	10
5/32" - 1 1/2"	4-38 mm	10-14 Fastcut
5/32" - 1"	4-25 mm	14
1/8" - 7/8"	3-22 mm	18
3/32" - 5/8"	2.5-16 mm	24
1/16" - 7/16"	1.6-11 mm	32



RECIPROCATING SAW BLADES WITH UNIVERSAL SHANK

SERIES 790: Bi-Metal HSS



Nominal Length		Teeth per Inch	2 Blade Pack*			5 Blade Pack**			20 Blade Bulk Pack***		
			Catalog No.	EDP Order No.	Price	Catalog No.	EDP Order No.	Price	Catalog No.	EDP Order No.	Price
4"	100 mm	14	B414-2	16970		B414-5	15319		B414-20	20104	
		18	B418-2	16971		B418-5	15320		B418-20	20105	
		24	B424-2	16972		B424-5	15321		B424-20	20106	
6"	152 mm	6	B66-2	16976		B66-5	15329		B66-20	20110	
		10	B610-2	16977		B610-5	15330		B610-20	20111	
		14	B614-2	16978		B614-5	15331		B614-20	920112	
		18	B618-2	16979		B618-5	15332		B618-20	920113	
		24	B624-2	16980		B624-5	15333		B624-20	20114	
8"	203 mm	18	B818-5	16991					B818-20	20127	

* Visual Pack Blister Card

**Visual Pack Pouch

***Bulk Pack in Box

UNIFIED SHANK™ JIG SAW BLADES

SERIES 785: Bi-Metal HSS

Features a new shank design that fits both universal shank and Bosch shank jig-saws. This eliminates the need to have different blades for different brands of jig saws.



Metal Cutting - Milled Tooth for Higher Performance							
Description	Teeth per Inch	5 Blade Pack			20 Blade Pack		
		EDP No.	Catalog No.	Price	EDP No.	Catalog No.	Price
2" x 5/16" x .040" Regular Tooth, Wavy Set	24T	68728	BU224		68744	BU224-20	
2" x 3/16" x .040" Scroll Tooth, Wavy Set	24T	68729	BU224S		68745	BU224S-20	
4" x 3/8" x .040" Regular Tooth, Wavy Set	24T	68730	BU424		68746	BU424-20	
2" x 5/16" x .040" Regular Tooth, Wavy Set	32T	68731	BU232		68747	BU232-20	
Multi-Purpose Cutting							
4" x 3/8" x .040" VaripitchTooth, Wavy Set	10-14T	68723	BU41014		68739	BU41014-20	
2" x 5/16" x .040" Regular Tooth, Wavy Set	14T	68724	BU214		68740	BU214-20	
2" x 3/16" x .040" Scroll Tooth, Wavy Set	14T	68725	BU214S		68741	BU214S-20	
2" x 5/16" x .040" Regular Tooth, Wavy Set	18T	68726	BU218		68742	BU218-20	
4" x 3/8" x .040" Regular Tooth, Wavy Set	18T	68727	BU418		68743	BU418-20	




HAND HACKSAW BLADES

SERIES 782:

BEARCAT™ BI-METAL BGT HACKSAW BLADES WITH GROUND TEETH

New Bearcat (BGT) blades feature precision ground high-speed steel teeth coupled with a super-efficient, aggressive Bearcat tooth design. This unique combination results in faster cutting and longer blade life. Tests have shown the blades to cut as much as **30% faster than regular bi-metal blades.**



For **MEDA**
Hand
Hacksaw Blades
see page 297.

Bluestripe® Heavy-duty, regular bi-metal blades are available for both hand or light-duty power machine sawing.

GREENSTRIP® SAFE-FLEX HIGH SPEED STEEL BLADES

These blades have hardened, high-speed steel teeth with a tough, shock-absorbing back. They are shatter-resistant and excellent for interrupted cuts and sawing in cramped places where the blade is subject to bending and twisting stresses.

REDSTRIP® HIGH SPEED STEEL BLADES

These blades are ideal to use when the work is held securely and the blade is not subjected to bending and twisting stresses. They hold the edge when cutting hard-to-machine alloys, maintaining straightness of the cut. Blades are uniformly hardened throughout.

Heavy-duty blades are available for both hand or light-duty power-machine sawing.

GREY-FLEX® BLADES

These carbon steel, all-purpose blades are for cutting mild steel, copper, brass, aluminum and similar materials. They have a hardened cutting edge with a tough, flexible back.

Tooth Pitch (TPI / 25 mm) Guide*

Cross Section To Be Cut		Use Pitch
Inch	mm	
7/32" - 3/4"	6-19 mm	14
3/16" - 1/2"	5-13 mm	18
1/8" - 7/16"	3-11 mm	24
3/32" - 5/16"	2.5-8 mm	32

***NOTE:** There is a wide overlap in the cross section column. In general, use coarser pitches for faster cutting, finer pitches for smoother cutting.

BGT Bi-Metal/Ground - Bluestripe

Length x Width x Thickness Inch (mm)	TPI / (25 mm)	Catalog No.	EDP Order No.	Price
10" x 1/2" x .025" (250 x 13 x 0.65)	18	BS1018	40327	
	24	BS1024	40328	
	14*	BS1214	-	
12" x 1/2" x .025" (300 x 13 x 0.65)	18	BS1218	40330	
	24	BS1224	40331	
	32	BS1232	40332	

*Limited quantity available.

Greenstripe

Length x Width x Thickness Inch (mm)	TPI / (25 mm)	Catalog No.	EDP Order No.	Price
10" x 1/2" x .025" (250 x 13 x 0.65)	18	SF1018	40028	
	24	SF1024	40029	
	32	SF1032	40030	
12" x 1/2" x .025" (300 x 13 x 0.65)	14*	SF1214	40031	
	18	SF1218	40032	
	24	SF1224	40033	
	32	SF1232	40034	

*Limited quantity available.

Heavy-Duty - Bluestripe

Length x Width x Thickness Inch (mm)	TPI / (25 mm)	Catalog No.	EDP Order No.	Price
12" x 5/8" x .032" (300 x 16 x 0.80)	14	BS1214-3	40289	
	18	BS1218-3	40290	

Grey-Flex

Length x Width x Thickness Inch (mm)	TPI / (25 mm)	Catalog No.	EDP Order No.	Price
10" x 1/2" x .025" (250 x 13 x 0.65)	18	GF1018	40011	
	24	GF1024	40012	
	32	GF1032	40013	
12" x 1/2" x .025" (300 x 13 x 0.65)	14*	GF1214	-	
	18	GF1218	40015	
	24	GF1224	40016	
	32	GF1232	40017	

*Limited quantity available.

Redstripe

Length x Width x Thickness Inch (mm)	TPI / (25 mm)	Catalog No.	EDP Order No.	Price
10" x 1/2" x .025" (250 x 13 x 0.65)	18	RS1018	40019	
	24	RS1024	40020	
	32	RS1032	40021	
12" x 1/2" x .025" (300 x 13 x 0.65)	14*	RS1214	40022	
	18	RS1218	40023	
	24	RS1224	40024	
	32	RS1232	40025	

*Limited quantity available.

**Quality
Saw Blades**

MEDA
Superior Import

Starrett®

**The Choice
Is Yours!!!**

***NOTE:** Packed 100 blades per box (10 bundles, 10 blades per bundle). Heavy-duty blades packed 10 blades per box only. Also available in visual pack - 2 or 10 per blister card with information in English, Spanish and French.

Screw Slotting and Carbide Grit Hand Hacksaw Blades available. See our website or inquire.



HACKSAW FRAMES

SERIES 632:

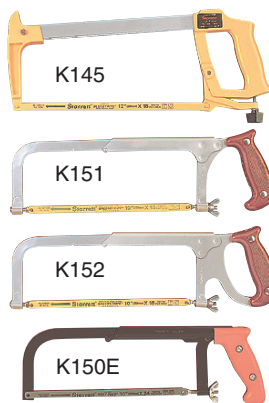
HEAVY-DUTY HIGH-TENSION HACKSAW FRAME

No. K145 closed grip

This high-tension frame has an easy-to-use adjusting screw requiring minimal turns to tension the blade up to 28,000 p.s.i. (2,000 kgs/cm²). High-tension prevents twisting and binding of the blade when bearing down.

Rugged, yet lightweight frame is made of cast aluminum with an extra thick tubular steel bar for added strength. Blades can be stored in the tube. Furnished with a Starrett Bluestripe bi-metal blade. **RECOMMEND USING ONLY BI-METAL BLADES!**

Four permanently angled mounting pins allow for both straight and angle cutting. Mounting pins keep the blade in place even when tension is relieved. The set screw in the bar also allows a hacksaw blade to be adjusted to any desired length for "jab sawing" in tight places. Reciprocating saw blades can also be used in this manner.



Hacksaw Frames

Description	Throat Depth	Catalog No.	EDP Order No.	Price
12" (300 mm) Heavy-Duty, High-Tension (Closed Grip)	4 3/8" (110 mm)	K145	67818	
Heavy-Duty Adjustable (Open Grip)	3 3/4" (95 mm)	K151	60133	
Heavy-Duty Adjustable (Closed Grip)	3 3/4" (95 mm)	K152	60134	
Light-Duty Adjustable (Open Grip)	3 1/2" (83 mm)	K150E*	-	

*Limited quantity available.

ADJUSTABLE FRAMES

No. K151 open grip

No. K152 closed grip

ECONOMY FRAME

No. K150E open grip

Nos. K151 and K152 are heavy-duty frames that accept 8, 10 or 12" (200, 250 or 300 mm) blades which can be mounted in any one of four cutting directions, tensioned by a single wing nut. No. K151 and K152 furnished with one high-speed steel blade.

No. K150E has a lighter-duty design and accepts 10 or 12" (250 or 300 mm) blades. Red and orange handles are easy to see on a crowded workbench. No. K150E is furnished with one all-purpose carbon steel blade.

HIGH SPEED STEEL

HAND HACKSAW BLADES

SERIES 141:



HIGH SPEED STEEL

POWER HACKSAW BLADES

SERIES 143:



Flexible

Length	Width	Thickness	Teeth per Inch	Order No.	Price
12	1/2	.025	14	3101214	
12	1/2	.025	18	3101218	
12	1/2	.025	24	3101224	
12	1/2	.025	32	3101232	

Bi-Metal

Length	Width	Thickness	Teeth per Inch	Order No.	Price
12	1/2	.025	14	9411214	
12	1/2	.025	18	1411218	
12	1/2	.025	24	1411224	
12	1/2	.025	32	1411232	



Designed for production applications. Fully heat treated to resist wear and to provide efficient cutting.

Length	Width	Thickness	Teeth Per Inch	Order No.	Price
12	1	.050	10	1121010	
12	1	.050	14	1121014	
14	1	.050	10	1141010	
14	1	.050	14	1141014	
14	1-1/4	.062	6	1141206	
14	1-1/4	.062	10	1141210	
14	1-1/2	.079	4	1141504	
14	1-1/2	.079	6	1141506	
17	1	.050	10	1171010	
17	1	.050	14	1171014	
17	1-1/4	.062	4	1171204	
17	1-1/4	.062	6	1171206	
17	1-1/4	.062	10	1171210	
18	1-1/4	.062	6	1181206	
18	1-1/4	.062	10	1181210	
18	1-1/2	.079	4	1181504	
18	1-1/2	.079	6	1181506	
18	1-3/4	.088	4	1181704	
18	1-3/4	.088	6	1181706	
21	1-3/4	.088	4	1211704	
21	1-3/4	.088	6	1211706	
24	1-3/4	.088	4	1241704	
24	1-3/4	.088	6	1241706	
24	2	.100	4	1242004	

Quality Saw Blades



The Choice Is Yours!!!



POWER HACKSAW BLADES

SERIES 782:

REDSTRIPE® HIGH SPEED STEEL

Redstripe power hacksaw blades are fully hardened molybdenum high speed steel. These are the ideal blades for long wear life and top performance in sawing a wide range of materials, including stainless and other tough-to-cut alloy steels. These solid high speed steel blades will withstand heavier feed pressures for faster cutting better than other types of hacksaw blades.



Cross Section To Be Cut	
Inch / mm	Use Pitch
1.5" and Above	2
38 mm	
1" - 3"	3
25 - 75 mm	
3/4" - 2 1/2"	4
19 - 63 mm	
1/2" - 1 1/2"	6
13 - 38 mm	
5/16" - 1"	10
8 - 25 mm	
7/32" - 3/4"	14
6 - 19 mm	
3/16" - 1/2"	18
5 - 13 mm	

* NOTE: Because of the wide overlap, use coarser pitches for faster cutting & finer pitches for smoother cutting.

Length x Width x Thickness Inch / mm	Teeth per Inch	Catalog No.	EDP Order No.	Price
12" x 1" x .050"	10	RS1210-5	40046	
300 x 25 x 1.25 mm	14	RS1214-5	40047	
14" x 1" x .050"	10	RS1410-5	40049	
350 x 25 x 1.25 mm	14	RS1414-5	40050	
14" x 1 1/4" x .062"	6	RS1406-6	40051	
350 x 32 x 1.6 mm	10	RS1410-6	40052	
14" x 1 1/2" x .075"	6	RS1406-7	-	
350 x 38 x 2 mm				
17" x 1" x .050"	10	RS1710-5	-	
425 x 25 x 1.25 mm	14	RS1714-5	-	
17" x 1 1/4" x .062"	6	RS1706-6	40062	
425 x 32 x 1.5 mm	10	RS1710-6	40063	
18" x 1 1/4" x .062"	6	RS1806-6	40064	
450 x 32 x 1.6 mm	10	RS1810-6	40065	
18" x 1 1/2" x .075"	4	RS1804-7	40067	
450 x 38 x 2 mm	6	RS1806-7	40068	
18" x 1 3/4" x .088"	4	RS1804-8	40070	
450 x 45 x 2.25 mm	6	RS1806-8	40071	
21" x 1 3/4" x .088"	4	RS2104-8	40075	
525 x 45 x 2.25 mm	6	RS2106-8	40076	
24" x 2" x .100"	4	RS2404-0	40081	
600 x 50 x 2.50 mm				
30" x 2 1/2" x .100"	4	RS3004-0	40083	
750 x 63 x 2.50 mm				

BLADES FOR KASTO AND OTHER METRIC MACHINES.

Length x Width x Thickness Inch / mm	Teeth per Inch	Catalog No.	EDP Order No.	Price	Fits Kasto Machine No.
300 x 32 x 2 mm	6	RS300-6	16168		WBS 150-170
12" x 1 1/4" x .075"	10	RS300-10	16169		
350 x 32 x 2 mm	6	RS350-6	40177		UBS 200
14" x 1 1/4" x .075"	10	RS350-10	40178		
400 x 32 x 2 mm	4	RS400-4	40179		VBS 242
16" x 1 1/4" x .075"	6	RS400-6	40180		
	10	RS400-10	40181		
450 x 38 x 2 mm	4	RS450-4	40182		UBS 280
18" x 1 1/2" x .075"	6	RS450-6	40183		
	10	RS450-10	40184		
500 x 45 x 2 mm	4	RS500-4	16170		BSM 323
20" x 1 3/4" x .075"	6	RS500-6	16171		
	10	RS500-10	16172		
550 x 45 x 2 mm	4	RS550-4	40173		UBS 320
22" x 1 3/4" x .075"	6	RS550-6	40174		
	10	RS550-10	40185		
575 x 50 x 2.5 mm	4	RS575-4	40175		EBS 320
23" x 2" x .100"	6	RS575-6	40176		
600 x 50 x 2.5 mm	4	RS600-4	16173		EBS 320AU
24" x 2" x .100"	6	RS600-6	16174		
650 x 55 x 2.5 mm	4	RS650-4	40186		EBS 400
26" x 2 3/16" x .100"	6	RS650-6	40187		
700 x 55 x 2.5 mm	4	RS700-4	40188		EBS 450
28" x 2 3/16" x .100"	6	RS700-6	40189		
850 x 60 x 3 mm	4	RS850-4	16175		EBS 550
34" x 2 3/8" x .118"	6	RS850-6	16176		
1000 x 126 x 3.5 mm	2-1/2	RS1000-2 1/2	16177		PBS 630
40" x 5" x .138"					



POWER HACKSAW BLADES

SERIES 782:

BLUESTRIPE® BI-METAL HIGH SPEED STEEL EDGE



These are the best blades for tough materials and conditions of all types. The cutting edge of high-speed steel gives it unparalleled cutting efficiency and the tough alloy steel back resists breakage when used under less than ideal conditions. These blades will handle irregular shapes and interrupted cuts with ease.

Length x Width x Thickness Inch / mm	Teeth per Inch	Catalog No.	EDP Order No.	Price
12" x 5/8" x .032"	14	BS1214-3	40289	
300 x 16 x 0.80 mm	18	BS1218-3	40290	
12" x 1 1/8" x .050"	10	BS1210-5	40097	
300 x 28.6 x 1.25 mm	14	BS1214-5	40098	
14" x 1 1/8" x .050"	10	BS1410-5	40099	
350 x 28.6 x 1.25 mm	14	BS1414-5	40100	
14" x 1 3/8" x .062"	6	BS1406-6	40101	
350 x 35 x 1.6 mm	10	BS1410-6	40102	
14" x 1 5/8" x .075"	6	BS1406-7	40105	
350 x 41 x 2 mm				
17" x 1 3/8" x .062"	6	BS1706-6	40264	
425 x 35 x 1.6 mm	10	BS1710-6	40265	
18" x 1 3/8" x .062"	6	BS1806-6	40267	
450 x 35 x 1.6 mm	10	BS1810-6	40268	
18" x 1 5/8" x .075"	4	BS1804-7	40272	
450 x 41 x 2 mm	6	BS1806-7	40273	
18" x 1 7/8" x .088"	4	BS1804-8	40275	
450 x 48 x 2.25 mm	6	BS1806-8	40276	
21" x 1 7/8" x .088"	4	BS2104-8	40278	
525 x 48 x 2.25 mm	6	BS2106-8	40279	
24" x 2 1/8" x .100"	3	BS2403-0	-	
600 x 54 x 2.50 mm	4	BS2404-0	-	
30" x 2 5/8" x .100"	4	BS3004-0	-	
750 x 67 x 2.50 mm				

HOLE SAWS

SERIES 618:

Starrett bi-metal hole saws are constructed of hardened, heat and abrasion resisting high speed steel teeth with a tough alloy body and cap. This gives them exceptional strength, durability and shatter resistance for user safety. They will cut any wood, metal or plastic in either a hand-held drill or a drill press.

NOTE: Special purpose hole saws (C, D, E, F) are available in addition to our standards; please inquire.


All Purpose Hole Saws

(A) One style is with arbors and saws sold separately.



(B) The second style is our new and convenient Quickshot® arbores hole saw which includes a completely assembled saw with arbor and drill. Quickshot offers unique advantages, like the ability to replace worn saws up to the 3 7/8" (98 mm) size. Arbor has solid shank for a 3/8" chuck.

These saws cut through any wood, metal or plastic and can be used in a wide variety of applications from production and maintenance to the electrical and building trades. Hole saws feature Bearcat variable pitch teeth, positive rake and a cutting depth of 1-5/8" (41 mm).



Sheet Metal Hole Saws

(C) These saws are mainly used for thin sheet metal because of their constant six-pitch teeth. The cutting depth is 1 5/8" (41 mm).



Carbide Tipped Hole Saws

(D) Saws have high-hardness, carbide tipped teeth with a triple chip tooth grind, ideal for use on materials that are too hard and abrasive for regular steel hole saws. The cutting depth is 1 5/8" (41 mm). Saws have constant 3-pitch teeth.



Carbide Grit Hole Saws

(E) These hole saws will cut ceramics, glass resins, asbestos and other abrasive materials that would wear out conventional saws. They have a tough steel body with multiple carbide grits permanently bonded to the teeth. Very efficient at high speeds, they prevent binding action and cut smooth holes. Cutting depth is 1 5/8" (41 mm).



Diamond Edge Hole Saws

(F) A diamond coated cutting edge permanently bonded to a tough steel body provides the necessary clearance for cutting at high speeds. They will cut rapidly through reinforced plastics, germanium, asbestos/substitutes and other abrasives that you may not be able to cut with carbide. Saws will produce clean holes and have a long cutting life. Cutting depth is 1 3/8" (35 mm).



(Continued)