


## MAGNETIC COMPOUND SINE PLATES

SERIES 641:



Ceramic permanent magnetic chuck. Removable handle for position ON/OFF control, side rail and end rail are included. Strap locks sine plate securely. .200" minute angle steps with .0002" and .0003" tolerance in squareness, parallelism and roll center distances.

### STANDARD POLE

Model No.	Dimensions	Cen. Dis of Rolls	Lbs.	Order No.	Price
MSPC-66-S1	6 x 6 x 5-3/4	5.000	48 lbs.	6410022	
MSPC-612-S2	6 x 12 x 6-13/16	10.000 & 5.000	113 lbs.	6410023	
MSPC-1212-S2	12 x 12 x 6-13/16	10.000	237 lbs.	6410024	

### FINE POLE

Model No.	Dimensions	Cen. Dis of Rolls	Lbs.	Order No.	Price
MSPC-66-FP-S1	6 x 6 x 5-3/4	5.000	52 lbs.	6410030	
MSPC-612-FP-S2	6 x 12 x 6-13/16	10.000 & 5.000	118 lbs.	6410031	
MSPC-1212-FP-S2	12 x 12 x 6-13/16	10.000	243 lbs.	6410032	

## PRECISION ANGLE BLOCK SET - MEDA Superior Import

1/4 - 45°

SERIES 227:

- Made from hardened steel.
- Use for grinding and milling machine operations.
- Complete in fitted case.
- 17pc. set includes the following angles: 1/4°, 1/2°, 1°, 2°, 3°, 4°, 5°, 10°, 15°, 20°, 25°, 30°, 35°, 40°, and 45° plus 2 riser blocks.



Order No. 1570150

Price

## UNIVERSAL ANGLE BLOCK SET

SERIES 227:

An accurate and direct method for angle set-ups in production and inspection.

Set includes:

3 "V" Blocks - 10°, 15°, 30°

5 Angle Blocks - 1°, 2°, 3°, 4°, 5°

Dimensions (l x w x h):

"V" Blocks - 3 x 1-3/16 x 1-3/16

Angle Blocks - 2-3/4 x 1-3/16



All blocks are made of hardened steel and precision ground to ±10 second accuracy. Includes fitted case.

Order No. 1570100

Price

454

## PRECISION ANGLE BLOCK SET - MEDA Superior Import

1° - 30°

SERIES 227:



An accurate and direct method for angle set-ups in production and inspection.

Set Includes: 10 Blocks; 1° increments up to 5° and 5° increments up to 30°

Dimensions: 3" Long x 1/4" Thick


Made of hardened steel and precision ground to ±.0001" accuracy. Includes fitted case.

Order No. 1570010

Price

## ANGLE BLOCKS

SERIES 641:



- Set complete in fitted case. Size 3" Long x 1/4" thick.
- Furnished in 1° increments to 5 degrees and in 5° increments to 30 degrees.
- Hardened steel, precision ground.
- Accuracy ±.0001" per inch.
- With the addition of the optional 1/4° and 1/2° blocks virtually any conceivable angle to these increments can be established.


Model	Description	Lbs.	Order No.	Price
AB-10-ST	Set of 10 Angle Blocks	3 lbs.	6410069	
AB-QTR	Optional 1/4 degree block	1 lb.	6410070	
AB-HLF	Optional 1/2 degree block	1 lb.	6410071	

## THIN ANGLE BLOCK SETS

SERIES 227:



- Hardened and precision ground on working surfaces.
- Two 1/4" holes for mounting. 3-1/2" Long x 5/32" Thick.
- Fitted case.



Consists of	Order No.	Price
1/2° & 1°-5° x 1°	1570006	
6° - 10° x 1°	1570005	
All Above Blocks	1570011	

\*Using two blocks a range of 1/2° - 10-1/2° x 1/2° can be covered.


## 0°- 60° PRECISION ANGLE BLOCKS

SERIES 227:

Fast, simple, easy to use for drilling, milling and set-up applications.

### FEATURES:

- 0°- 60° Adjustable angle by locking the hex screw on the bottom.
- 90° "V"
- Squareness .0002"
- Angle accuracy ± 10 seconds.
- Hardened to HRC 50-55°




**MEDA**  
Superior Import

Length x Height x Width	Width of "V"	Order No.	Price
4 x 1-7/8 x 1-7/8	1-7/8	2270001	
4 x 1-7/8 x 1-3/16	1-7/8	2270002	
3 x 1-1/4 x 1	1	2270003	

## SOLID ANGLE PLATES

SERIES 227:

Made of hardened steel, precision ground angles for convenient set-ups in tooling production and inspection. Four holes for easy mounting.  
1/4" Thick.




**MEDA**  
Superior Import

Dimensions	Angles	Order No.	Price
3 x 3"	45°, 45°, 90°	1570201	
2 x 3-3/8"	30°, 60°, 90°	1570202	
Above two in a plastic case.		1570200	

## STEEL PARALLELS

SERIES 241:



Made of quality steel, hardened and precision ground to very close tolerances on all four sides. Parallels are finished, packed and sold in pairs.

Dim.	Order No.	Price	Dim.	Order No.	Price
1/4 x 1/2 x 6	2411632		3/4 x 1 x 9	2414864	
1/4 x 5/8 x 6	2411640		3/4 x 1 x 12	2414865	
1/4 x 3/4 x 6	2411648		3/4 x 1-1/4 x 12	2414872	
3/8 x 1/2 x 6	2412432		1 x 2 x 12	2416499	
3/8 x 3/4 x 6	2412448		1-1/4 x 1-1/2 x 12	2418096	
1/2 x 3/4 x 6	2413248		1-1/4 x 2 x 12	2418099	
1/2 x 1 x 6	2413264		1-1/2 x 2 x 12	2419620	
1/2 x 3/4 x 9	2413249		1-1/2 x 3 x 12	2419630	
1/2 x 1 x 9	2413265				

**MEDA**  
Superior Import


## ADJUSTABLE PARALLEL SETS

SERIES 242:

**MEDA**  
Superior Import

Useful for layout, inspecting and gaging work. Highly accurate dovetail construction. The 2 halves slide smoothly and are quickly locked into position. The 6 piece set is supplied in an attractive plastic wallet and has the following range:

3/8"	to	1/2"
1/2"	to	11/16"
11/16"	to	15/16"
15/16"	to	1-5/16"
1-5/16"	to	1-3/4"
1-3/4"	to	2-1/4"



SINCE 1960  
**PEC**  
TOOLS  
V®



### MEDA - SUPERIOR IMPORT

6 Piece (3/8 - 2-1/4)	Order No. 1650016	Price	
-----------------------	-------------------	-------	--

### PEC TOOLS - USA

6 Piece (3/8 - 2-1/4)	Order No. 1650006	Price	
-----------------------	-------------------	-------	--

4 Piece (3/8 - 1-5/16)	Order No. 1650004	Price	
------------------------	-------------------	-------	--

## ADJUSTABLE PARALLELS

STARRETT SERIES 154:

**Starrett**



Starrett adjustable parallels provide a wide range of use in layout, gaging, inspection work and for setups on various machine tools. Their adjustable feature makes it possible to adjust them to exact size by micrometer measurement and also permits use in place of several solid-type parallels.

Can be inserted in openings and expanded to size. Size of opening can then be determined by measuring parallels with micrometer. Parallels consists of two dovetailed pieces that slide smoothly and can be easily adjusted. All parallels are 9/32" (7mm) thick.




Catalog No.	EDP No.	Range		Price
154A	50578	3/8 - 1/2"	9.5 - 12.7mm	
154B	50579	1/2 - 11/16"	12.7 - 17.5mm	
154C	50580	11/16 - 15/16"	17.5 - 23.8mm	
154D	50581	15/16 - 1-5/16"	23.8 - 33.3mm	
154E	50582	1-5/16 - 1-3/4"	33.3 - 44.4mm	
154F	50583	1-3/4 - 2-1/4"	44.4 - 57.1mm	
S154SZ	50584	Set of 4 parallel-sizes A,B,C,D - in case		
S154LZ	50586	Set of 6 parallel-sizes A,B,C,D,E,F - in case		

## THIN PARALLEL SET

SERIES 241:

**MEDA**  
Superior Import



Set consists of 4 matched pairs of hardened and precision ground parallels 5/32" thick, 3" long in 1/2, 5/8, 3/4, and 7/8 heights. Two 1/4" holes in each parallel. Useful for fast setting of work pieces to needed height in vise jaws

Order No. 2410500	Price	
-------------------	-------	--

## Quality Precision Tools

**MEDA**  
Superior Import

**Starrett**

SINCE 1960  
**PEC**  
TOOLS  
V®

**The Choice Is Yours!!!**